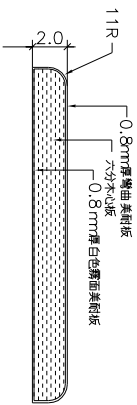
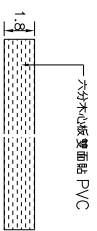


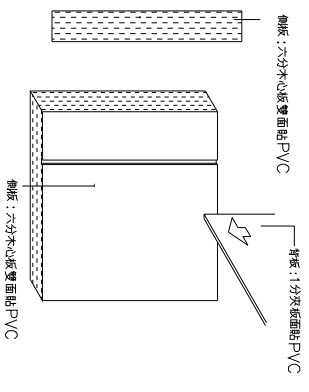
A 門扇黃剖面詳圖 S:1/2



B 門板詳圖 S:1/2



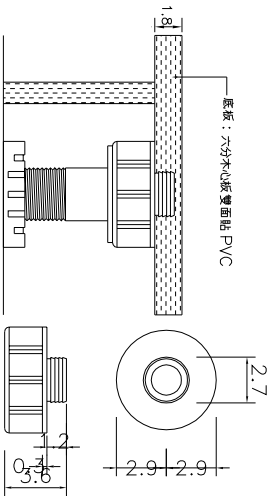
C 側板詳圖 S:1/2



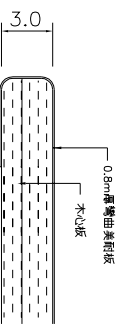
D 背板結合詳圖 S:1/2



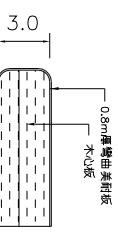
E 隔板詳圖 S:1/2



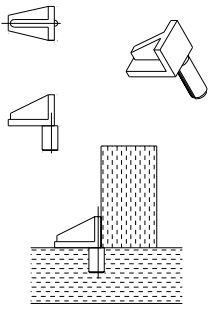
F 調整腳大樣詳圖 S:1/2



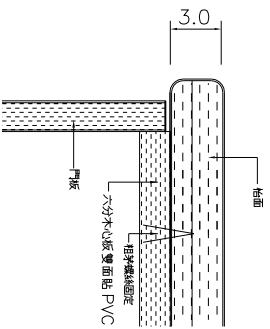
G 枱板詳圖 S:1/2



H 線板詳圖 S:1/2



I 隔板大樣詳圖 S:1/1



J 枱面與櫃體詳圖 S:1/2

附註說明:

1. 本工程櫥櫃系統，枱面、門板需由工廠生產製造後，現場組立以確保櫥櫃系統品質。
2. 櫥櫃依圖示基準排列有空隙則以填縫板現場收邊或砂利康收邊處理。
3. 為確保櫥櫃品質，櫃體側板、頂板、底板，材料均需用雙端作準機修邊，直線公差不得超過±0.5mm/m以上。
4. 櫥櫃板材封邊以 PVC封邊
5. 門板以 2mm以上 ABS封邊
6. 責任施工廠商需附上廠證明及保固書。